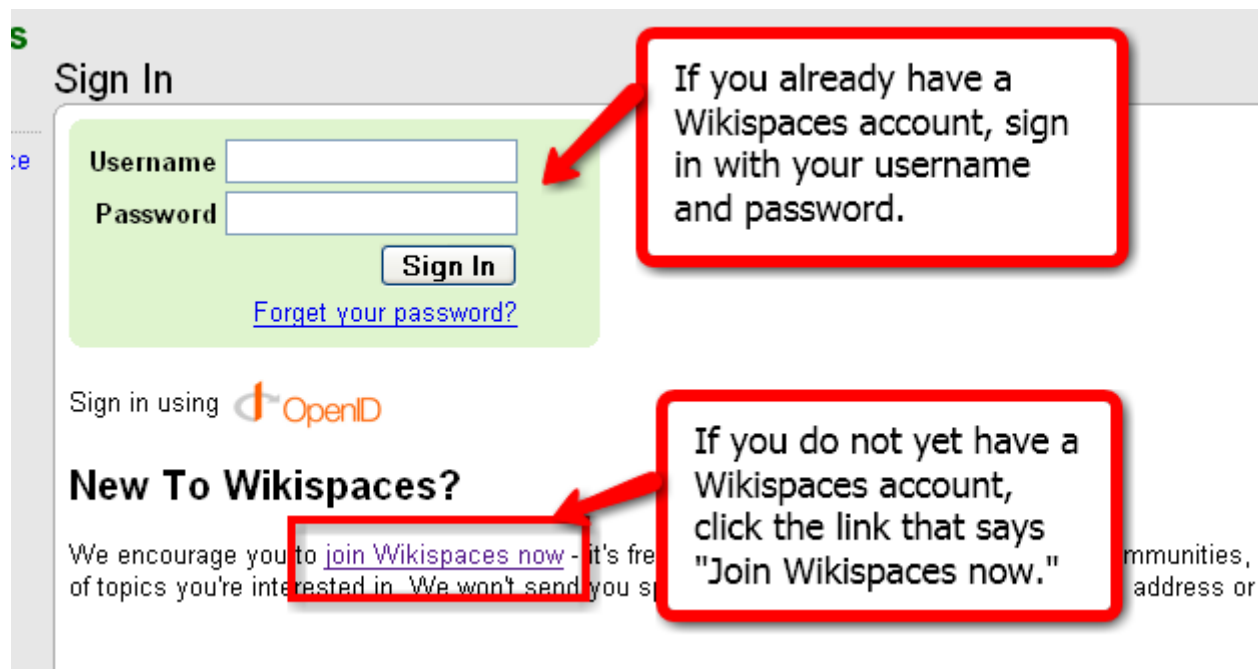


# How to Join Wikispaces AND the PW2T Sandbox Space



Step 1: Click Join this Space



Step 2: Click "Join Wikispaces" (or Sign In and go to Step 4)

To create a new account, please enter a username, password, and email address. We also won't show your email address to other members. For more information, see the help page. Optionally, you can enter a space name.

## Join Now

Fill in the fields below and you're done.

**1. Username**

**2. Password**

**3. Email Address**

We don't spam or share your email address.

**4. Make a Space?**

☐ Yes ☒ No


Create a wiki now or after you join.

[Terms of Use](#)

Fill in the requested information and click Join. DO NOT select "Make a Space" at this time.

Step 3: Join Wikispaces

k12learn

 **We have created your account on Wikispaces and you're logged in and ready to go.**

## Request membership to K12L20sandbox

To join the space, k12l20sandbox, submit a request to the space organizers.

**Comment (optional):**

This is Shelley Paul from Woodward.

When your account has been created and you are logged in (or you are logged in with your existing account), you will see a "Request Membership" button.

Step 4: Request Membership to the Sandbox Space

k12learning

⚠ Your request to join k12l20sandbox has been sent to the space organizers.


☆ home   page ▾   discussion (0)

## Welcome to our Wiki Sandbox

**NOTE:** You must be a member of this space (and logged in) to add and edit pages. If you are not sure, please see the page: [How to become a member of this space](#).

To become a member of this space, you must first create a Wikispaces account, then request membership to THIS wiki site.

Confirmation of Request



## Welcome to Wikispaces

Inbox | X

☆ Wikispaces to me

Welcome to Wikispaces. Your account has been created:

Username	k12learning20
Email	<a href="mailto:k12learning20@gmail.com">k12learning20@gmail.com</a>

Please visit the link below to confirm your email address:

<https://www.wikispaces.com/-/3b2hl6TnF7uqAVDUiftOLC>

If the above line does not appear as a link, please <a href="https://www.wikispaces.com/-/3b2hl6TnF7uqAVDUiftOLC">https://www.wikispaces.com/-/3b2hl6TnF7uqAVDUiftOLC</a>.

Step 5: Check your Gmail

The screenshot shows a WikiSpace interface. At the top right, the user 'shelley\_paul' is logged in, with links for 'My Account', 'Help', and 'Sign Out'. A yellow notification banner states: 'k12learning20 has requested membership in this space. They said: "Shelley Paul from Woodward."'. Below this, a navigation bar includes 'home', 'page', 'discussion (3)', and 'history'. On the left, a sidebar contains links for 'New Page', 'Recent Changes', and 'Manage Space', along with a search box. Two red arrows point from text boxes to the 'New Page' link and the 'history' link. A third red arrow points from the 'history' link to another text box. The main content area displays a 'Welcome to our Wiki' message and a 'Join this Space' button. A partial image of a child's face is visible at the bottom right.

shelley\_paul · · My Account · Help · Sign Out ·

k12learning20 has requested membership in this space. They said: "Shelley Paul from Woodward.". [Click here to approve](#) or [click here to decline](#)

☆ home page discussion (3) history

New Page  
Recent Changes  
Manage Space  
Search

Welcome to our Wiki

Join this Space

member  
you are

Instructions

You can tell you are a member if you log in and see "New Page" instead of "Join this Space."

I will receive a message showing that you have requested membership in the space. Once I approve your membership, you will be able to log in and edit the space.

I will approve your membership, then you can edit the space.